

Tastic®
heat • vent • light

Selection Guide

Tastic

Eco Tastic

Easy Duct Tastic



AUSTRALIAN
MADE

5 Year in
home warranty





Clearly the best choice for bathrooms

More than 30 years ago, IXL invented the iconic Tastic® – a 3 in 1 bathroom heat, vent & light device. IXL have steadfastly continued to refine and evolve the Tastic® product to develop the most comprehensive collection of 3 in 1 solutions in the market inclusive of: Classic Tastic® Triumph (3 different models), Original Tastic®, Premium Tastic® Sensation and Silhouette, Eco Tastic® Triumph and Sensation and Easy Duct Tastic® Triumph and Sensation.

Each solution has been developed to suit different sized spaces, unique bathing environmental and local climatic conditions. Every bathroom in Australia can benefit from having the most effective ventilation, illumination and heating source for their budget and needs whether that's a bathroom update, a major refurbishment or new build.

IXL was also first in the marketplace with the launch of the revolutionary Tastic® Neo – new generation heat, fan and light category – that was conceived to meet demand for a contemporary and sleek product suited to high-spec bathrooms.

IXL's knowledge of 3 in 1 heat, light and ventilation solutions draws on the company's rich history of innovation and local manufacturing since 1858. Investing extensively in research and development – IXL's in-house engineers and design team works collaboratively with Australia's leading industrial designers to ensure IXL products are at the forefront of extraction, heat and illumination performance, material durability, safety, service, warranty and aesthetics. The company is committed to providing local jobs, supporting communities and sustaining time – honoured design and manufacturing skills in Australia.





PRODUCT COMPARISON

Product	Model Number	275 W Heat Lamp	375 W Heat Lamp	200 mm Fan	170 mm Fan	100 W ES Reflector Light Globe	42 W Halogen Globe	15 W CFL	Back Draught Flaps
Original	11303	4		•			•		
Triumph	11311	2		•		•			
Triumph	11312		2	•		•			
Triumph 2 in 1	11317	2		NO FAN		•			
Sensation	12303	4		•		•			
Silhouette	12301		4	•		•			
Triumph Eco	11341	2		•				•	•
Sensation Eco	12343	4		•				•	•
Triumph Easy Duct	11511	2			•			•	•
Sensation Easy Duct	12511	4			•			•	•

Extensive Product Warranty

5 year in home warranty*

All IXL Tastics are proudly made in Australia to the highest quality standards. Every unit is fully tested and supported with a 5 year in home warranty.

In the unlikely event that you experience a problem with your Tastic, a service agent will visit your home and repair the unit free of charge.

2 year heat lamp replacement warranty*

We are so confident that our infra red heat lamps are high quality, we offer a 2 year replacement warranty should any of them fail within 2 years of purchasing your Tastic.

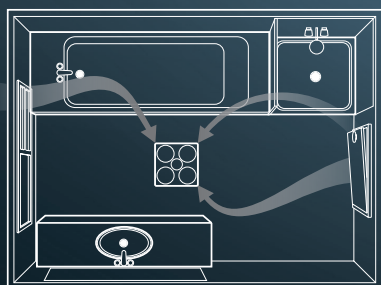
2 year Ventair Inline Blower replacement warranty*

For a period of two years from the date of purchase, the Ventair Inline Blower unit will be replaced without charge if proven to be defective and accessible.

*See instructions for full details and conditions.

Ducted to Outside	Capacity		Half Heat Function	Maximum Ceiling Height	Cutout Size mm	Max Height of Unit mm	Clearance Required above Unit mm	Total Ceiling Cavity Requirement mm	Watts (fan in brackets)
	Litres/sec	m³/hr							
	79	283	•	2.7 m	262 x 262	210	75	285	1180 (40)
	77	279		2.4 m	Template	230	75	305	690 (40)
	77	279		2.7 m	Template	230	75	305	890 (40)
	N/A	N/A		2.4 m	Template	230	75	305	650
	109	392	•	2.7 m	330 x 330	220	75	295	1240 (40)
	113	407	•	3.3 m	330 x 330	220	75	295	1640 (40)
	72	257		2.4 m	Template	290	75	365	605 (40)
	97	348	•	2.7 m	330 x 330	220	90	310	1155 (40)
•	58	210		2.4 m	Template	215 (inline fan)	15	230	605 (40)
•	62	223	•	2.7 m	330 x 330	215 (inline fan)	15	230	1155 (40)

Location of Tastic® for best results



Tastic units are ideally installed directly above the area where you dry yourself after showering. Your Tastic works by drawing steam-laden air from the room, and as with all exhaust fans, it is essential that sufficient air inlets exist through windows, vents or under doors. Your Tastic must be installed in accordance with current wiring rules (AS/NZS3000) by a licensed and registered electrical contractor or similarly qualified person.

Tastic
heat • vent • light

Original

Powerful
Extraction

283 m³/h
Airflow

Instant
Heat

Long Lasting

4 Infra Red
275W
Heat Lamps

Energy
Saving

Halogen

42W
Centre Light

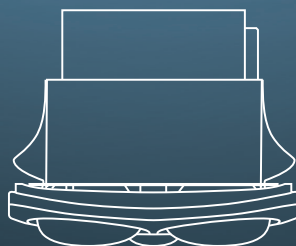


AUSTRALIAN
MADE

5 Year in home
warranty



75 mm minimum clearance
required above unit.



Fascia dimensions: 349 mm x 349 mm

Cutout dimensions: 262 mm x 262 mm

Model
11303

3 in 1 heat • vent • light

Tastic
heat • vent • light

Triumph

2 x 275 W

Powerful
Extraction

279 m³/h
Airflow

Instant
Heat

Long Lasting

2 Infra Red
275W
Heat Lamps

Superior
Illumination

100W
Centre Light



AUSTRALIAN
MADE

5 Year in home
warranty



75 mm minimum clearance
required above unit.



230 mm



Fascia dimensions: 376 mm x 281 mm

Cutout dimensions: Template

Model
11311

3 in 1 heat • vent • light

Tastic
heat • vent • light

Triumph

2 x 375 W

Powerful
Extraction

279 m³/h
Airflow

Instant
Heat
Long Lasting

2 Infra Red
375W
Heat Lamps

Superior
Illumination

100W
Centre Light



AUSTRALIAN
MADE

5 Year in home
warranty



75 mm minimum clearance
required above unit.



Fascia dimensions: 376 mm x 281 mm

Cutout dimensions: Template

Model
11312

3 in 1 heat • vent • light

Tastic
heat • vent • light

Triumph

2 x 275 W [No Fan]

Instant
Heat
Long Lasting

2 Infra Red
275W
Heat Lamps

Superior
Illumination

100W
Centre Light



AUSTRALIAN
MADE

5 Year in home
warranty



75 mm minimum clearance
required above unit.



230 mm



Fascia dimensions: 376 mm x 281 mm

Cutout dimensions: Template

Model
11317

2 in 1 heat • vent • light

Tastic®
heat • vent • light

Sensation

Powerful
Extraction

392 m³/h
Airflow

Instant
Heat

4 Infra Red
275W
Heat Lamps

Long Lasting

Superior
Illumination

100W
Centre Light

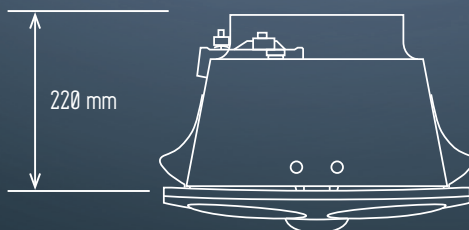


AUSTRALIAN
MADE

5 Year in home
warranty



75 mm minimum clearance
required above unit.



Fascia dimensions: 381 mm x 381 mm

Cutout dimensions: 330 mm x 330 mm

Model
12303

3 in 1 heat • vent • light

Tastic
heat • vent • light

Silhouette

Powerful
Extraction

407 m³/h
Airflow

Instant
Heat

Long Lasting

4 Infra Red
375W
Heat Lamps

Superior
Illumination

100W
Centre Light

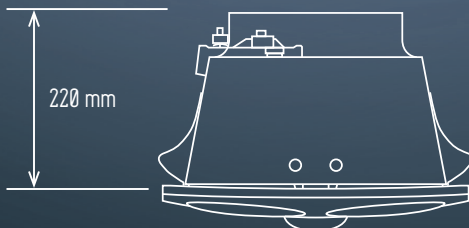


AUSTRALIAN
MADE

5 Year in home
warranty



75 mm minimum clearance
required above unit.



Fascia dimensions: 366 mm x 366 mm

Cutout dimensions: 330 mm x 330 mm

Model
12301

3 in 1 heat • vent • light

Tastic
heat • vent • light

Eco Triumph

Powerful
Extraction

257 m³/h
Airflow

Self Sealing
Back Draught Flaps

Suitable for 5 star
energy rated homes*

Instant
Heat

Long Lasting

2 Infra Red
275W
Heat Lamps

Energy
Saving

CFL Globe

15W
Centre Light



AUSTRALIAN
MADE

5 Year in home warranty

* Where exhausting into the roof is allowed



Fully sealed design
prevents draughts and
insects entering the unit
while not in use.



Flaps rise when exhaust
fan is in operation.

75 mm minimum clearance
required above unit.



Fascia dimensions: 376 mm x 281 mm

Cutout dimensions: Template

Model
11341

3 in 1 heat • vent • light

Tastic
heat • vent • light

Eco Sensation

Powerful
Extraction

348 m³/h
Airflow

Self Sealing
Back Draught Flaps

Suitable for 5 star
energy rated homes*

Instant
Heat

Long Lasting

4 Infra Red
275W

Heat Lamps

Energy
Saving

CFL Globe

15W

Centre Light



AUSTRALIAN
MADE

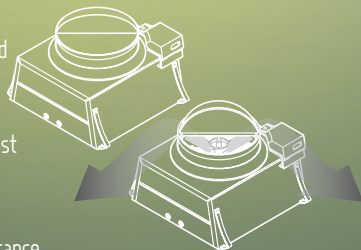
5 Year in home
warranty

* Where exhausting into the roof is allowed

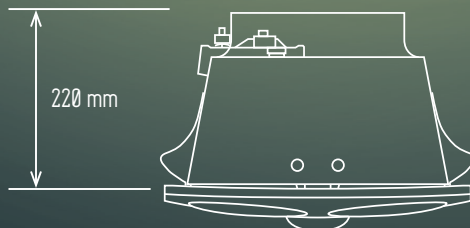


Fully sealed design
prevents draughts and
insects entering the
unit while not in use

Flaps rise when exhaust
fan is in operation



90mm minimum clearance
required above unit.



Fascia dimensions: 381 mm x 381 mm

Cutout dimensions: 330 mm x 330 mm

Model
12343

3 in 1 heat • vent • light

Tastic
heat • vent • light

Easy Duct Triumph

**Powerful
Extraction**

210 m³/h
Airflow

**Self Sealing
Back Draught Flaps**

Suitable for 5 star
energy rated homes*

**Ducted
Unit**

Ducting Included
to Vent Outside

**Easy
Duct**

**Instant
Heat**

Long Lasting

2 Infra Red
275W
Heat Lamps

**Energy
Saving**

CFL Globe

15W

Centre Light



**AUSTRALIAN
MADE**

**5 Year in home
warranty**

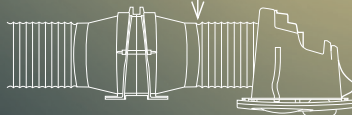
* Where exhausting to outside the home is required



15 mm minimum
clearance required
above unit

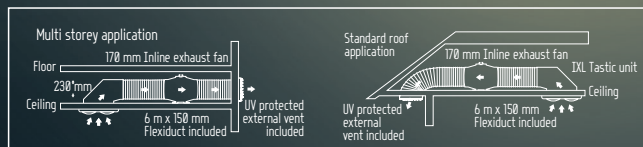
Inline exhaust
215 mm

Ducting 150 mm dia.



Tastic unit
220 mm

Cutout dimensions: template



Fascia dimensions: 376 mm x 281 mm

Model
11511

Ducted 3 in 1 heat • vent • light

Tastic
heat•vent•light

Easy Duct Sensation

Powerful
Extraction

223 m³/h
Airflow

Self Sealing
Back Draught Flaps

Suitable for 5 star
energy rated homes*

Ducted
Unit

Ducting Included
to Vent Outside

Easy
Duct

Instant
Heat

Long Lasting

4 Infra Red
275W
Heat Lamps

Energy
Saving

CFL Globe

15W
Centre Light



AUSTRALIAN
MADE

5 Year in home
warranty

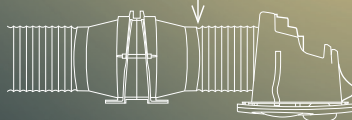
* Where exhausting to outside the home is required



15 mm minimum
clearance required
above unit

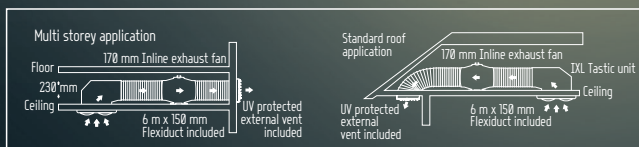
Inline exhaust
215 mm

Ducting 150 mm dia.



Tastic unit
220 mm

Cutout dimensions: 330mm x 330mm



Fascia dimensions: 381 mm x 381 mm

Model
12511

Ducted 3 in 1 heat•vent•light

How the IXL Tastic® works

The IXL Tastic range has been designed to exacting standards to give you many years of trouble-free operation. To ensure you get the most from your Tastic there are a few simple points to keep in mind.

HEAT LAMPS

The IXL Tastic Heat Lamps have no warm up period because the infra-red lamps provide instantaneous heat, and are designed to heat you and not your bathroom - that's the efficient way infra-red heat works. You'll save money and energy, with an average cost of around one cent a shower if used correctly, (based on average 5 minute drying time). Also, to get the full benefit of Tastic's infra-red warmth, stand directly under the heat lamps. IXL's exclusive clear heat lamps have been designed specifically for this application, and concentrate their heat for maximum effectiveness.

Make sure you have the Tastic model that suits your bathroom ceiling height. The Tastic is manufactured to offer peak heating performance with bathroom ceiling heights up to 2.4 m for the Triumph models with 275W heat lamps and 2.7 m for the Triumph model with 375W heat lamps, Sensation & Original models. The Silhouette is suitable for bathrooms with a ceiling height of up to 3.3 m.

The Tastic half heat function is available on the 4 lamp models, and is another energy saving feature, allowing you to adjust the heat level to suit prevailing conditions or personal preference.

VENTILATION

To ensure optimum performance of the exhaust fan, it is essential that there is adequate air flow into your bathroom to help the Tastic's powerful and efficient exhaust fan to quickly remove steam while you shower. Your Tastic works by drawing steam-laden air from the room, and as with all exhaust fans it is essential that sufficient air inlet is provided. Ensure adequate inlets exist through windows, vents or under the door. Air flow path from inlet to fan should ideally pass over the steam source.

CENTRE LIGHT

The centre light in all Tastic models is designed to provide general illumination in your bathroom.

For specific tasks like shaving or putting make-up on, you may need extra lighting to suit your individual needs.

Heat lamps can also be used to provide additional bright illumination for your bathroom. Lighter coloured walls and decor also help brighten your bathroom by reflecting more light.

Frequently Asked Questions

Q – Will my Tastic heat my bathroom?

A – No your Tastic is designed to provide infra-red radiant heat to warm the body while drying, when standing directly underneath. It is not designed as a room heater.

Q – Can I install my Tastic directly above a shower recess?

A – For safety reasons it is not recommended to install above shower recess. Please refer to the current Australian/New Zealand Wiring Rules AS/NZS 3000 relating to damp situations for further details.

Q – Can I replace by 275 watt heat lamps with 375 watt lamps?

A – You can only use heat lamps which have been fitted and approved for use in your product. The rating label will state the maximum wattage for your product.

Q – What is the maximum recommended light globe wattage that I can install in my Tastic?

A – Check the rating label for the maximum safe wattage for your product.

Q – What will happen if I leave my heat lamps on without fan operation?

A – On certain models (Eco & Easy Duct) the fan will commence operation automatically to keep the unit operating at a safe temperature. When the unit has cooled sufficiently the fan will switch off automatically, while the heat lamps of Classic Tastic models will operate normally when the fan is off.

Q – Why is my Tastic making noise?

A – All Tastics create some noise due to the rapid movement of air through the Tastic.

Q – Can I retro fit a remote control to my existing hardwired Tastic?

A – No, unfortunately this is not possible.

Q – My Tastic unit's extraction fan doesn't seem to be removing all the moisture and steam from my bathroom?

A – There are a number of factors that will influence the exhaust fan's performance. Firstly you can improve your cross ventilation via an open door or window. There must be adequate ventilation in your roof cavity if exhausting into it so that the steam laden air can dissipate. If the ventilation space is restricted in your roof cavity then an Easy Duct Tastic may be required to duct the exhaust air to outside the home.

If you live in a traditionally cooler climate, in the winter months during hot showers, you may notice that there is more moisture and condensation build up. If this is the case, you may wish to improve your natural ventilation or invest in an additional exhaust fan.

Bathrooms which have high ceilings, are larger than average, or have an open shower may all require additional ventilation. We recommend that you visit our website for further details and suggestions on effectively ventilating your bathroom.

Q – Can the installer rotate the IXL wall switch mechanisms?

A – Yes, the wall switches can be rotated by a qualified electrical trade's person.

Q – Can my installer use an alternative wall switch mechanism other than the one supplied with my IXL product?

A – Yes, your authorised installer can use an alternative switch mechanism.

Ventilation Selection Guide

Selecting the right fan is as easy as...1,2,3.

STEP ONE - Select your required application

ACH (Air Changes per Hour)

The size or capacity of the exhaust fan you need is determined by the type of room it is to be installed in, as different rooms require different rates of air flow.

The rate of air flow is the number of times the total room volume of air is changed per hour.

See below chart for ACH guide per room:

Application Description *	Air Changes Per Hour
Bathrooms (without shower)	6 - 8
Bathrooms (with shower)	15 - 20

* Remember, if you have a steam room, sauna, or hot tub, you will need to increase the size of the fan to compensate for additional moisture.

STEP TWO

Calculate the room volume in cubic metres (m³) by multiplying the length x width x height (L x W x H).

Example One

Average small bathroom: 2.2m x 2.2m x 2.4m = 11.6m³
- Select a room volume greater than 12m³.

Example Two

Average large bathroom: 2.2m x 2.8m x 2.8m = 17.25m³
- Select a room volume greater than 18m³.

Reminder to always round up with calculating the room volume.

STEP THREE - Calculate the ventilation performance requirements.

A Multiply the room volume by the recommended air changes per hour for that room. Always use the higher limit.

The result is the total performance required in cubic metres per hour:

Room Type - Bathroom with shower 15 - 20 air changes per hour.

Room Size - 12m³ (small bathroom) or 18m³ (large bathroom)

Result - 240m³/hr (small bathroom) or 360m³/hr (large bathroom) is the total performance required from the ventilation fan in cubic meters per hour.

B Now you know the performance requirement of your ventilation product, use the conversion table and comparison chart below to work out the right exhaust fan and convert different measurements.

Example One

(small bathroom): 240m³/hr can be converted into 141.24 cubic feet per minute or 66.66 litres per second.

Example Two

(large bathroom): 360m³/hr can be converted into 211.86 cfm or 100 l/s.


Converting air movement ratings

When choosing a ventilation fan, check its rating for air movement. They're reflected a number of ways, however by following the calculations below it is easy to compare different ventilation products and their performance capacity.

Convert From	x OR ÷ By	Convert To
l/s - Litres per second	x 2.119	cfm - Cubic feet per minute
l/s - Litres per second	x 3.6	m³/h - Cubic metres per hour
l/m - litres per minute	x 0.0353	cfm - Cubic feet per minute
m³/h - Cubic metres per hour	x 0.5885	cfm - Cubic feet per minute
m³/h - Cubic metres per hour	÷ 3.6	l/s - Litres per second
cfm - Cubic feet per minute	x 1.699	m³/h - Cubic metres per hour

cfm - Cubic feet per minute	x 0.4719	l/s - Litres per second
cfm - Cubic feet per minute	x 28.316	l/min - Litres per minute

Comparison Chart - m³/hr to l/s to cfm



If you have a large bathroom and your preferred Tastic model does not have the exhaust capacity you require, it is possible to install a secondary exhaust fan directly over your shower so long as it is IPX4 rated.



Proudly Australian
owned and manufactured
in Geelong, Victoria.

Sampford | IXL

SAMPFORD IXL PTY LTD

391 Boundary Road, Truganina, Victoria 3029 Australia. Phone 1300 727 421.
www.ixlappliances.com.au info@sampfordixl.com.au

IXL and Tastic are registered trademarks of Sampford IXL Pty Ltd.

Whilst every effort is made to provide current information at the time this brochure was produced,
continuing product improvements mean the enclosed specifications, images and literature may differ from what is actually available.